

1. "I am going to take an extremely valuable and sweet weapon"
2. "The city that Mr. Lucent Topry will hit next consists of two words"
3. "My spoils are made up of three words."
4. "Multipass"
5. "Papa is the beam that holds the roof up"
6. "Next target is in the western united candy states"
7. "Objective: steal tango oscar papa!"
8. "The first three of last and the last five of anyone noticing"
9. "Tango is sweet oscar is eraser"
10. "Biodegrade"
11. "New types of candy and candy-related weapons are invented in the experimental candy lab"
12. "An apple a day won't hurt to eat"
13. "My goal lives in the building whose number is the number of letters in the solution to question five"
14. "This building is named Archive"
15. "We're no strangers to love, You know the rules and so do I, A full commitment's what I'm thinking of, You wouldn't get this from any other guy."

1. Remove all spaces, reverse the entire string of letters, and then reverse all the words:

```

imag niog otek atna ylem ertx eelb aula vdna teew snop aew
imagniogotekatnaylemertxeelbaulavdnateewsnopaew
weaponsweetandvaluableextremelyantaketogoinami
weapon sweet and valuable extremely an take to going am i
i am going to take an extremely valuable and sweet weapon
    
```

2. Each word is scrambled; unscramble them to decode the message.
3. This is a transposition cipher with the key 534612. Take the first letter of the 5th, 3rd, 4th, 6th, 1st, 2nd words. Then do the same with the second letter of each of those words, and so on:

1	2	3	4	5	6		
<u>O</u> EP <u>E</u> S	I <u>M</u> O <u>E</u> .	<u>Y</u> S <u>D</u> T <u>O</u>	<u>S</u> A <u>E</u> H <u>R</u>	<u>M</u> L <u>A</u> F <u>W</u>	<u>P</u> R <u>U</u> R <u>D</u>	→	MYSPOI
<u>O</u> EP <u>E</u> S	I <u>M</u> O <u>E</u> .	<u>Y</u> S <u>D</u> T <u>O</u>	<u>S</u> A <u>E</u> H <u>R</u>	<u>M</u> L <u>A</u> F <u>W</u>	<u>P</u> R <u>U</u> R <u>D</u>	→	LSAREM
<u>O</u> EP <u>E</u> S	I <u>M</u> O <u>E</u> .	<u>Y</u> S <u>D</u> T <u>O</u>	<u>S</u> A <u>E</u> H <u>R</u>	<u>M</u> L <u>A</u> F <u>W</u>	<u>P</u> R <u>U</u> R <u>D</u>	→	ADEUPO
<u>O</u> EP <u>E</u> S	I <u>M</u> O <u>E</u> .	<u>Y</u> S <u>D</u> T <u>O</u>	<u>S</u> A <u>E</u> H <u>R</u>	<u>M</u> L <u>A</u> F <u>W</u>	<u>P</u> R <u>U</u> R <u>D</u>	→	FTHREE
<u>O</u> EP <u>E</u> S	I <u>M</u> O <u>E</u> .	<u>Y</u> S <u>D</u> T <u>O</u>	<u>S</u> A <u>E</u> H <u>R</u>	<u>M</u> L <u>A</u> F <u>W</u>	<u>P</u> R <u>U</u> R <u>D</u>	→	WORDS.

4. Imagine that you're typing the coded numbers into an old SMS text message using the phone number keys. Hitting '6' gets you an 'M', while hitting '8' twice gets you a 'U'.
5. Start of the top left and moving down-right, bounce off each "wall" to spell out the answer:

```

P F @ @ I E @ @ E D @ @ M T @
 \   / \   / \   / \
U A O A R S H H S B L A H T A → PAPAISTHEBEAMTHA
 \ /   \ /   \ /   \ |
P @ P O @ @ T T @ @ E O @ @ H
    
```

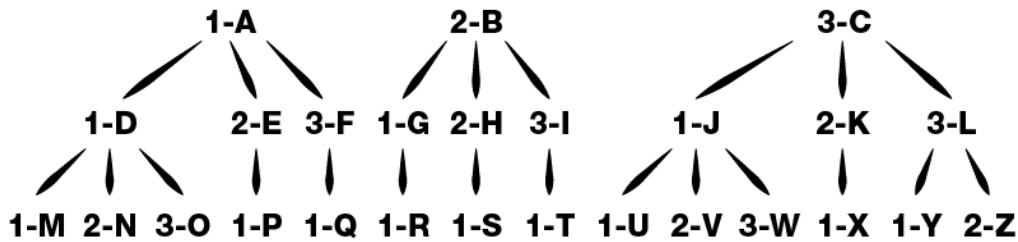
```

P F @ @ I E @ @ E D @ @ M T @
 / \   / \   / \   / \
U A O A R S H H S B L A H T A → HATHOLDSTHEROOFUP
 |   \ /   \ /   \ /
P @ P O @ @ T T @ @ E O @ @ H
    
```

6. Take every third letter:

None be hexed to atonal or bygone. Pitch is as a riding stash where we see as moths. Ever done, but I nominate decoder caravans oddly was estimate three I's.

7. Start by assigning each number in the graph the letters A-Z in order:



Take the first number in the cyphertext: 113. To translate it, work your way through the graph:

1-A → 1-D → 3-O

Therefore 113 = O.

Take the second number in the cyphertext: 2. Do the same graph travelling:

2-B

Therefore 2 = B.

Take the third number in the cyphertext: 31. Do the same graph travelling:

3-C → 1-J

Therefore 31 = J. And so on.

8. The first letter is shifted in the alphabet by zero letters, the second letter is shifted by one letter, the third letter is shifted by two letters, with looping around from Z to A:

$$T + 0 = T$$

$$H + 1 = I$$

$$E + 2 = G$$

$$F + 3 = I$$

...

$$I + 46 = C$$

$$N + 47 = I$$

$$G + 48 = C$$

9. Take the next to last letter of each word.

10. Each number represents a letter: 0=B, 1=I, 2=O, 3=D, 4=E, 5=G, 6=R, 7=A, 8=D, 9=E. Every set of numbers needs to make up a real word: 021=BIO, 234=ODE, 3456XX=DEGREE (the X's don't matter), 56789=GRADE.

11. This message is encoding in Morse code, but the dits (dots) and dahs (dashes) are counted. For example, 'h' is ' . . . ', which becomes '4 . ' and 'o' is ' - - - ' which becomes '3 - '.

12. One of the clues at the top of the test provides the correct path to follow through the letter maze:

```

T H I S A T O-W-Y-A-D-A M
      | |           |
H E B I R A N E R E R E W
      | |           |
R E E S D E T-H-U L P-L S
      |   |   |
E H T N I O-T-T-R O P-A-N
              |
B O W O N T B E E N G N A
              |
U S H T H E C O R R E C T
    
```

13. This message was encoded with a simple substitution cipher with the key:

```

A => C   B => R   C => O   D => M   E => U   F => L   G => E
H => N   I => T   J => A   K => B   L => D   M => F   N => G
O => H   P => I   Q => J   R => K   S => P   T => Q   U => S
V => V   W => Z   X => Y   Y => X   Z => W
    
```

14. This message was encoded with a Playfair cipher with a key of “rememberthisstonevercheatandalwaysplayfairmao”, as hinted by the badge icon on the first page. This key creates a Playfair grid when duplicate letters are removed and the missing letters are added alphabetically (“REMBTHISONVCADLWYYPFGKQUXZ”):

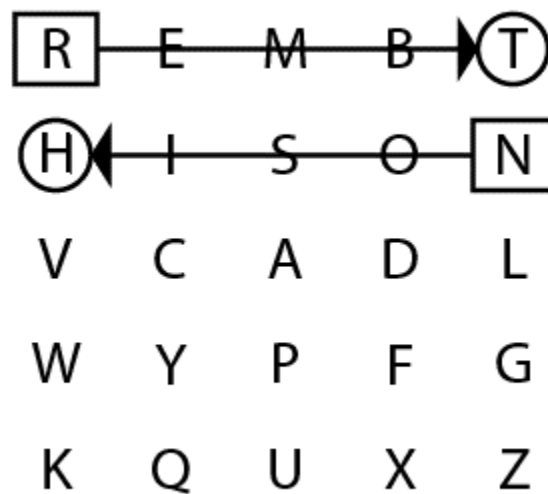
```

R   E   M   B   T
H   I   S   O   N
V   C   A   D   L
W   Y   P   F   G
K   Q   U   X   Z
    
```

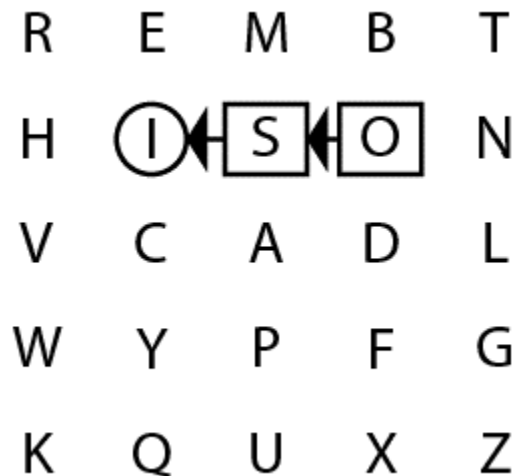
Decrypting the cyphertext is done by applying these rules to each pair of letters in the plaintext:

- If the letters are on the same row of the table, replace them with the letters to their immediate left respectively (wrapping around to the right side of the row if a letter in the original pair was on the left side of the row).
- If the letters appear on the same column of your table, replace them with the letters immediately above respectively (wrapping around to the bottom side of the column if a letter in the original pair was on the top side of the column).
- If the letters are not on the same row or column, replace them with the letters on the same row respectively but at the other pair of corners of the rectangle defined by the original pair. The order is important – the first letter of the encrypted pair is the one that lies on the same row as the first letter of the plaintext pair.

So for our cyphertext we would start with “RN”:



That gives us “TH” via Rule C. We move on to “SO”:



This gives us "IS" via Rule A. We move on to "MX":

R	E	<span style="border: 1px solid black; padding: 2px;">M</span> → <span style="border: 1px solid black; border-radius: 50%; padding: 2px;">B</span>	T
H	I	S	O N
V	C	A	D L
W	Y	P	F G
K	Q	<span style="border: 1px solid black; border-radius: 50%; padding: 2px;">U</span> ← <span style="border: 1px solid black; padding: 2px;">X</span>	Z

This gives us "BU" via Rule C. Continue with the rest of the cyphertext to decode the message.

15. Each pair of letters in the cyphertext encodes a single letter of the plaintext. To decode a plaintext letter, find the letter in between the two cyphertext letters. For example, 'AC' becomes 'B', and 'CE' becomes 'D'.